

ULTREX

Click2Call Guide

R!ng By Name®

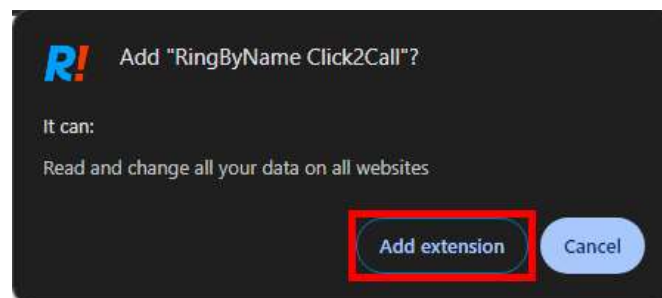
Click2Call Installation

(1) Look up “RingByName Click2Call.”

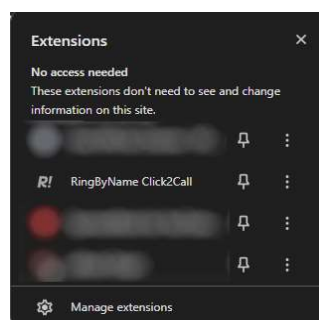
(2) Click “Add to Chrome.”



(3) Click ‘Add extension.’



(4) Go to your extensions tab and click ‘RingByName Click2Call.’



(5) Enter your Username and Password.



[SIGN IN](#)

[RESET PASSWORD](#)


This is the same password as you use for the web portal.

If unknown, contact Ultrex.

(6) In settings enable 'Auto Detect' for the Click2Call to function in Chrome.


Dialer


Contacts



Settings


☒ Enable: Auto Detect


[Sign Out](#)

Version 3.1.0

This dialer will allow you to dial numbers through the application.


Dialer


Contacts


Settings

Phone

123
456
789
*0#

