

ULTREX

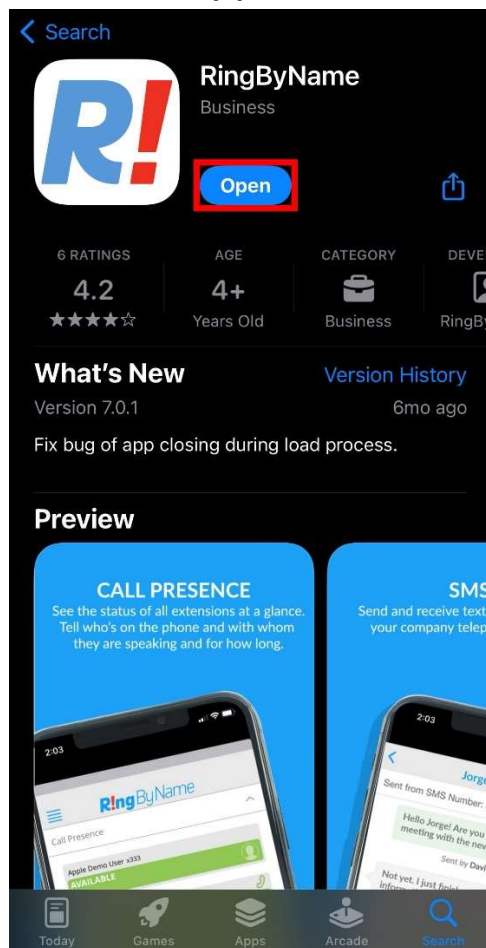
OX Mobile Guide

R!ng *ByName*®

R! OX Installation

Step 1: Installing the Mobile App

- (1)** Open app store on device.
- (2)** Search 'RingByName.'
- (3)** Download and install this app:





Step 2: Logging into Softphone

- (1)** Open the app.
- (2)** Log in using credentials provided by Ultrex.

If unknown, contact Ultrex.



Sign in to RingByName

Sign In

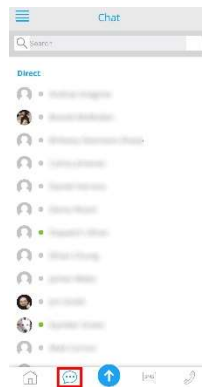
[Reset Password](#)

R! OX Guide

Home: Here, you can view a variety of notifications.



Chat: Here, you can send messages to other extensions.



If other users have their mobile or desktop application open, they will receive messages.

NOTE: These chats are strictly one-on-one. There is no group chat functionality.

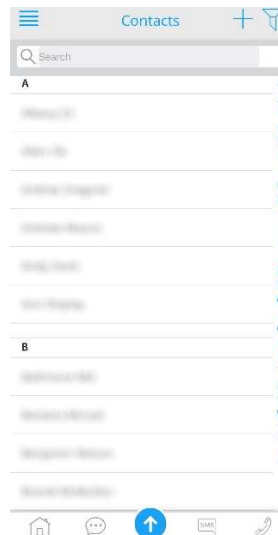


4

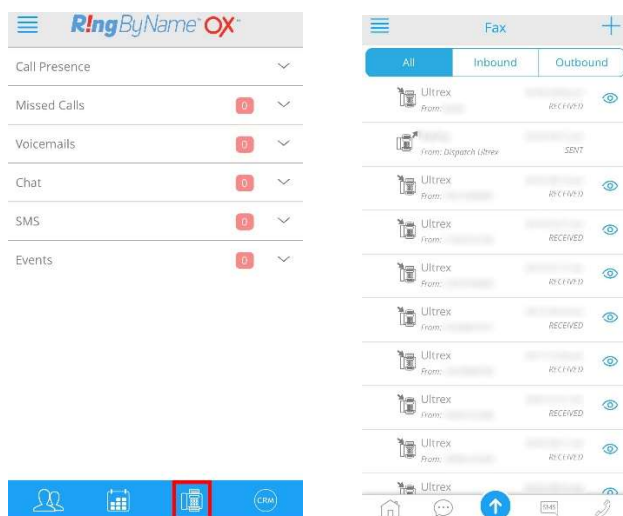
Press the middle arrow button, and more settings will appear:



Contacts: Here, you can view all your contacts in the R! system.

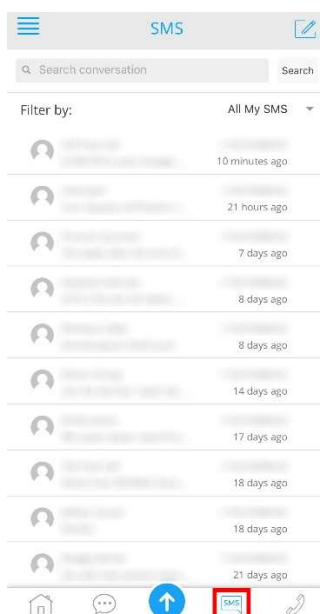


Fax: Here, you can see all inbound/outbound faxes.



SMS: Here, you can see all inbound/outbound SMS messages.

NOTE: Look at the Ultrex SMS Guide for assistance with sending SMS messages.





Call History: Here, you can see all inbound/outbound calls made.

